

2026 BlackJack Championships

Meet Results







Jan 9-11, 2026

Page: 1
Printed: 2/21/2026 11:47:42 AM

Men / 8 / All Ages

Session: 10

Judge's Signatures

Rank	Num	Name	Gym							AA
1	503	Axton Crohn	VGA	12.150 5T	13.200 1	11.550 2	11.550 5T	12.150 3	11.150 5	71.750 1
2	216	Dylan Atkins	SCATS	12.750 1	11.900 4T	11.150 7	11.500 9T	12.100 4	11.950 2	71.350 2
3	500	Dawson Cave	VGA	11.750 16T	11.800 6	11.250 6	11.550 5T	12.400 2	11.000 7	69.750 3
4	165	Ian Evanson	Momentum	12.000 10	11.200 11	11.350 4T	11.250 15T	12.500 1	10.950 8T	69.250 4
5	226	Liam Houle	SCATS	11.900 12T	12.200 2T	11.350 4T	10.400 33	10.850 22T	12.100 1	68.800 5
6	278	Arly Light	Go For It	12.250 4	12.200 2T	10.700 19T	11.700 2T	11.650 6T	10.100 26	68.600 6
7	302	Jonah Manhart	SGC	11.600 22T	11.300 9T	11.450 3	11.150 18T	11.650 6T	10.600 17T	67.750 7
8	436	Declan Wilson	High Sierra NV	12.150 5T	11.600 7	10.650 22	10.550 30	11.500 11T	10.700 14	67.150 8
9	266	Chase Cordova	Go For It	11.550 24T	11.900 4T	10.550 24T	11.350 12T	10.550 30	11.050 6	66.950 9
10	237	Mason Sumi	SCATS	10.750 43	11.100 13T	10.950 13	10.600 26T	11.550 8T	11.900 3	66.850 10
11	292	Vinny Cracchiola	SGC	12.050 8T	10.250 25	11.050 8T	11.250 15T	11.100 17	10.550 20	66.250 11
12T	614	Ethan Jimenez	Go For It	12.550 2	10.050 30	10.250 33	11.150 18T	11.550 8*	10.600 17T	66.150 12T
12T	462	Daniel Evans	Southlake	12.050 8T	9.750 31	11.850 1	11.500 9T	11.550 8*	9.450 31	66.150 12T
14	230	Damon Melendez	SCATS	11.550 24T	10.900 17T	10.900 14T	11.550 5T	10.350 33	10.600 17T	65.850 14
15	431	Max Milligan	High Sierra NV	11.900 12T	11.100 13T	11.050 8T	10.600 26T	10.400 32	10.650 15T	65.700 15
16	265	Dom Celeste	Go For It	11.950 11	10.750 20	9.800 40T	11.750 1	11.500 11T	9.900 27T	65.650 16
17	390	Dylan Arango	USA Flairs	11.800 15	10.150 26T	10.500 26	11.350 12T	10.850 22T	10.950 8T	65.600 17
18	412	Jameson Niec	USA Flairs	12.100 7	9.350 34T	11.050 8T	11.350 12T	10.850 22T	10.850 11	65.550 18
19	367	Jameson Jones	Agility	10.600 45	10.900 17T	11.000 12	11.550 5T	11.050 18T	9.900 27T	65.000 19
20	507	Adriel Jurado	VGA	11.850 14	10.300 23T	10.050 36T	11.400 11	10.150 36	11.200 4	64.950 20
21	578	Jackson Tanner	GTC	11.100 36	11.100 13T	10.350 31	10.300 34T	10.600 29	10.800 12T	64.250 21
22	306	John Tangeman	SGC	11.700 18T	10.900 17T	10.550 24T	10.900 22T	9.200 47	10.950 8T	64.200 22
23	195	Owen Palmer	Momentum	12.500 3	8.500 38T	10.300 32	10.500 31T	12.000 5	10.350 23T	64.150 23
24	307	Luca Ungaro	SGC	11.300 32	9.350 34T	10.750 18	10.950 21	10.950 20	10.800 12T	64.100 24

2026 BlackJack Championships







Meet Results

Jan 9-11, 2026

Page: 2
Printed: 2/21/2026 11:47:42 AM

Men / 8 / All Ages

Session: 10

Rank	Num	Name	Gym							AA
25T	303	Lucas Mrugala	SGC	11.500 26T	10.150 26T	11.050 8T	10.300 34*	11.250 15T	9.500 30	63.750 25T
25T	121	Alex Tennant	Azarian	11.450 28T	11.300 9T	10.700 19T	10.300 34*	9.350 46	10.650 15T	63.750 25T
27	567	Axel Garrish	GTC	11.600 22T	10.650 21	9.900 38T	11.600 4	10.850 22T	9.100 35	63.700 27
28	209	Tagg Taylor	Momentum	11.350 30T	11.150 12	10.850 16T	11.100 20	8.700 49	10.250 25	63.400 28
29	579	Oliver Weideman	GTC	10.800 41T	11.050 16	10.400 29T	10.700 25	11.050 18T	9.300 33T	63.300 29
30	646	Royal Freeman	Agility	10.900 39T	10.350 22	10.050 36T	10.600 26T	9.500 44T	10.450 21	61.850 30
31	403	Maksym Iemelianov	USA Flairs	11.200 33	8.850 37	9.650 43T	10.200 43T	11.250 15T	10.350 23T	61.500 31
32	592	Evan Mulstay	Michiana	11.050 37	7.500 44	10.900 14T	10.500 31T	10.900 21	10.400 22	61.250 32
33	188	Zach Miller	Momentum	11.150 34T	9.600 32	10.850 16T	10.250 39T	9.500 44T	9.400 32	60.750 33
34	394	Levi DeBoer	USA Flairs	11.750 16T	8.500 38T	8.650 48	10.300 34T	10.750 26	9.700 29	59.650 34
35	568	Talin Grover	GTC	9.750 50	9.000 36	9.700 42	10.150 45	11.400 14	9.300 33T	59.300 35
36T	171	Bentley Jensen	Momentum	10.800 41T	9.500 33	8.100 50	10.250 39T	9.900 40	8.850 36	57.400 36T
36T	140	Monson Mecham	All American	10.450 47	7.800 43	10.150 34T	9.750 49	10.650 28	8.600 38	57.400 36T
38	545	Graysen Baker	Davis Diamonds	10.700 44	7.050 46	9.900 38T	10.900 22T	10.250 34	8.250 41	57.050 38
39T	399	Tyler Greiner	USA Flairs	11.350 30T	7.200 45	9.550 46	10.200 43T	10.200 35	8.300 40	56.800 39T
39T	406	Lawson Kerby	USA Flairs	9.850 48T	8.400 40	9.600 45	10.900 22T	9.550 43	8.500 39	56.800 39T
41	596	Kellen Brookbank	Davis Diamonds	10.500 46	8.250 41	9.800 40T	10.250 39T	10.000 38	6.600 44	55.400 41
42T	401	Carter Heffel	USA Flairs	11.500 26T	10.100 29	10.600 23	11.700 2T	9.800 41	0.000 47T	53.700 42T
42T	673	William Gray	Momentum	11.000 38	6.350 47	10.150 34T	11.250 15T	8.950 48	6.000 46	53.700 42T
42T	486	Bentley Ricard	Spruce Grove	9.850 48T	7.900 42	9.650 43T	10.250 39T	8.000 50	8.050 42	53.700 42T
45	166	Remy Firzlaff	Momentum	11.700 18T	10.300 23T	8.350 49	9.550 50	10.100 37	0.000 47T	50.000 45
46	482	Ashton Johnson	Spruce Grove	11.150 34T	0.000 48T	10.400 29T	10.100 46T	10.450 31	7.450 43	49.550 46
47	481	Adrian Gregoraschuk	Spruce Grove	10.900 39T	0.000 48T	10.450 27T	10.100 46T	9.950 39	6.400 45	47.800 47
48	548	Lucas Fuizzotti	Davis Diamonds	11.650 20T	0.000 48T	10.700 19T	10.300 34T	10.700 27	0.000 47T	43.350 48

2026 BlackJack Championships







Meet Results

Jan 9-11, 2026

Page: 3
Printed: 2/21/2026 11:47:42 AM

Men / 8 / All Ages

Session: 10

Rank	Num	Name	Gym							AA
49	583	Sterling Young	Momentum	0.000 51T	11.350 8	10.450 27T	0.000 51T	11.500 11T	8.800 37	42.100 49
50	392	Zane Bird	USA Flairs	11.450 28T	0.000 48T	9.200 47	10.100 46T	9.700 42	0.000 47T	40.450 50
51	659	Noah Paredes	Agility	11.650 20T	10.150 26T	0.000 51T	10.600 26T	0.000 51T	0.000 47T	32.400 51
52*	191	Declan Mortensen	Momentum	0.000 51*	0.000 48*	0.000 51*	0.000 51*	0.000 51*	0.000 47*	0.000 52*
52*	149	Stryder Barrus	Momentum	0.000 51*	0.000 48*	0.000 51*	0.000 51*	0.000 51*	0.000 47*	0.000 52*