

2026 BlackJack Championships

Meet Results







Jan 9-11, 2026

Page: 1
Printed: 2/21/2026 11:46:35 AM

Men / 9 / All Ages

Session: 08

Judge's Signatures

Rank	Num	Name	Gym							AA
1	280	Jordan Lloyd-Davies	Go For It	12.100 3T	11.050 2	10.700 8	12.500 3T	11.650 5T	11.700 1T	69.700 1
2	283	Ethan Morales	Go For It	12.100 3T	9.600 11T	10.900 5	12.750 2	11.750 2T	11.650 3	68.750 2
3	605	Charley Watson	MGC	11.550 11T	10.550 3	10.850 6T	11.150 22	11.750 2T	10.900 10	66.750 3
4	603	Porter Ward	MGC	10.950 20T	10.500 4	11.050 3	11.200 20T	11.450 12T	11.200 5	66.350 4
5	301	Zachary Lopez	SGC	11.350 14	8.500 22T	10.500 9	12.500 3T	11.200 14T	11.700 1T	65.750 5
6	572	Bryson McKnight	GTC	12.050 5	9.000 15	9.850 18	13.200 1	10.650 24	10.700 14T	65.450 6
7	259	Ethan Blake	Go For It	11.150 17T	12.150 1	10.000 17	11.500 14T	10.700 22T	9.150 29	64.650 7
8T	268	Neiko English	Go For It	12.450 1	8.850 16T	11.000 4	12.150 6	9.700 30T	9.800 24	63.950 8T
8T	333	Jackson Dellinger	Broadway	12.000 6	8.150 25	11.350 2	11.400 16	11.650 5T	9.400 27	63.950 8T
10T	340	Andy Li	Broadway	11.900 7T	10.200 6	8.650 30	10.500 29T	11.500 11	10.850 11T	63.600 10T
10T	345	Ronan McKiernan	Broadway	11.000 19	8.700 19	10.200 14T	11.600 11	11.100 16T	11.000 8T	63.600 10T
12	575	Sam Rogers	GTC	11.400 13	8.550 20T	10.300 11T	11.650 10	10.350 26T	11.150 6	63.400 12
13	304	Kevin Pop	SGC	11.650 9	9.950 9	9.650 23	10.550 28	11.200 14T	10.350 18	63.350 13
14	305	Tyler Sperrazzo	SGC	10.450 27	8.100 26	10.050 16	11.750 8	12.050 1	10.850 11T	63.250 14
15	285	Maximiliano Ricci-Lystsov	Go For It	10.700 25	10.350 5	10.300 11T	11.350 17T	9.250 32	11.100 7	63.050 15
16	602	Cooper Taylor	MGC	12.250 2	10.100 7T	9.300 26	11.700 9	10.000 29	9.450 26	62.800 16
17	348	T.J. Smith	Broadway	10.300 28	10.100 7T	10.200 14T	10.900 23	10.850 19T	10.250 19T	62.600 17
18	570	Mateo Lescauskis	GTC	11.600 10	7.900 27	9.800 19T	11.200 20T	11.450 12T	10.250 19T	62.200 18
19	550	Quan Ngo	Davis Diamonds	9.350 32	8.200 24	11.750 1	12.300 5	11.650 5T	8.900 31	62.150 19
20	267	Ari Crockett	Go For It	9.800 31	7.150 30	10.850 6T	11.550 12T	11.750 2T	10.700 14T	61.800 20
21	297	Colton Hayes	SGC	10.850 22	9.450 13	9.800 19T	10.300 32	10.500 25	10.700 14T	61.600 21
22	344	Ayden McCue	Broadway	10.800 23T	7.650 29	9.700 22	11.550 12T	10.850 19T	11.000 8T	61.550 22
23	675	Heber Taylor	MGC	10.000 29	8.550 20T	10.300 11T	11.500 14T	11.100 16T	9.950 22	61.400 23
24	338	Alexander Kazakov	Broadway	11.200 15T	8.850 16T	9.800 19T	10.600 26T	11.600 9T	9.050 30	61.100 24

2026 BlackJack Championships







Meet Results

Jan 9-11, 2026

Page: 2
Printed: 2/21/2026 11:46:35 AM

Men / 9 / All Ages

Session: 08

Rank	Num	Name	Gym							AA
25	343	Riley Mason	Broadway	10.800 23T	7.050 31	8.000 32	12.050 7	11.650 5T	10.400 17	59.950 25
26	597	Tyler Ashby	MGC	11.150 17T	6.550 32	9.350 24T	11.350 17T	10.700 22T	10.100 21	59.200 26
27	577	Zachary Smith	GTC	10.550 26	9.600 11T	8.950 29	10.650 24T	9.700 30T	9.700 25	59.150 27
28	350	Senna Wells	Broadway	10.950 20T	7.700 28	9.150 27	10.400 31	10.350 26T	9.900 23	58.450 28
29	552	Zephyr Pitesky	Davis Diamonds	11.550 11T	8.750 18	0.000 33	11.350 17T	11.600 9T	9.350 28	52.600 29
30	138	Peter Hall	All American	9.900 30	2.900 33	9.350 24T	10.650 24T	10.950 18	8.550 32	52.300 30
31	346	Reiner Reid	Broadway	11.200 15T	8.500 22T	10.350 10	10.500 29T	0.000 33	11.400 4	51.950 31
32	546	Kenton Crabtree	Davis Diamonds	11.900 7T	9.850 10	8.450 31	10.600 26T	10.250 28	0.000 33	51.050 32
33	547	Sebastian Ehrlich	Davis Diamonds	0.000 33	9.250 14	9.000 28	0.000 33	10.850 19T	10.800 13	39.900 33